



MyChart

Activation Guide

If you do not have a MyChart Account or an Activation Code, follow the instructions below:



1

Go to: www.valleychildrens.org/mychart

- Click the **SIGN UP NOW** button located under "New User."

2

Click on "Sign up online" located under "No activation code" to sign up.

Please Identify Yourself

Step 1

All fields are required.

MyChart Activation Code

Enter your Activation Code as it appears on your enrollment letter (your code is not case sensitive). You will not need to use this code after you complete the signup process.

XXXXX - XXXXX - XXXXX

No Activation Code?

Sign up online

3

Fill out each of the requested fields within the "Request an Activation Code" online form and then click the **SUBMIT** button.

Request an Activation Code

We need some information from you in order to grant you a MyChart account. Once submitted, it could take up to a week for processing and verification. Once approved, you will receive an email or a letter with your activation code and instructions on how to activate your MyChart account. If you have any questions, please contact your clinic.

* Indicates a required field

Name

* First name Middle name * Last name

Address

* Address information is required.

*Country

* Street Address

* City * State * ZIP

County

Other Information

* Date of birth

* Legal Sex

Female Male Unknown Nonbinary X



You will receive an email from “Your MyChart Team” with a link to finish your sign-up process.

- Please click the link in the email for next steps.

For more information or questions, please email MyChart@valleychildrens.org or call 559-353-5404

□ Your MyChart Team <NoReply@ValleyChildrens.org>

4:29 PM

Signup information for Valley Children's MyChart



Dear Ambulatoryfourteend Epic Application IV,

Valley Children's MyChart allows you to send messages to your doctor, view your test results, schedule appointments, and more.

[Use this link to sign up for Valley Children's MyChart now.](#)

Activation Guide

If you have received an Activation Code via Email follow the instructions below:



1

After receiving your activation code, please enter it along with your date of birth. Click "Next".

2

Create a user name and password to create your account. Make sure to keep this information in a safe place. Click "Next".

Hello Mychartfoura
Please choose a Username & Password

Step 2 of 3
All fields are required.
Please choose your MyChart Username and password.

MyChart Username
Create a MyChart Username. It cannot be changed, so think of one that is secure and easy to remember.



Username may consist of a-z, 0-9, and . _ or @

Password
Create a password. Your password must be different than your MyChart Username. For increased security, use a combination of numbers and letters (lowercase and uppercase).

Eight characters or more; case sensitive

Retype Password

Next

  [Interoperability Guide](#) [FAQs](#) [Privacy Policy](#) [Terms and Conditions](#) [High Contrast Theme](#) MyChart® licensed from Epic Systems Corporation © 1999 - 2020

3

Please review this page for your preferred methods of communication and preferences. Click "Next".

Step 3 of 3

Enable E-mail Notifications?
When new information is available (such as test results or messages), we will send a notification message to your Internet e-mail address.

Yes No

E-mail Address
Your e-mail address will be used for alerts only. We will not share your e-mail address with anyone.

Example: chris@company.com

Retype E-mail Address

Enable Text Message Notifications?
When new information is available (such as test results or messages), we will send a text (SMS) notification message to your mobile phone.



Yes No

Mobile Phone Number
Your mobile phone number will be used for alerts only. We will not share your mobile phone number with anyone.

Example: 555-555-5555

Retype Mobile Phone Number

Sign in

  [Interoperability Guide](#) [FAQs](#) [Privacy Policy](#) [Terms and Conditions](#) [High Contrast Theme](#) MyChart® licensed from Epic Systems Corporation © 1999 - 2020

4

Please read the Terms and Conditions of Use Agreement. Select "accept" when completed.

To proceed, you must agree to the following conditions governing the use of MyChart.

TERMS AND CONDITIONS OF USE AGREEMENT

Valley Children's Healthcare offers access to certain patient health information via a web-based system called MyChart.

It is important for you to know how we handle information we communicate via the Internet. This Terms and Conditions of Use statement outlines Valley Children's Healthcare's practices as well as our sensitivity to privacy. We reserve the right to revoke access to MyChart at any time for any reason. This revocation will not impact the patient, parent or legal guardian's right to access certain protected health information under state and/or federal law.

Parent or Legal Guardian Proxy Access – Parents (biological and adoptive) and legal guardians may request proxy access to their child's health information by completing the Valley Children's Healthcare MyChart Activation Request and Terms and Conditions of Use Agreement and submitting it to Valley Children's Healthcare. Such access will only be granted to biological parents, adoptive parents or legal guardians of the child, and only to the extent that the individual requesting proxy access can demonstrate the legal right to the child's medical information.

Individuals who submit the Valley Children's Healthcare MyChart Activation Request and Terms and Conditions of Use Agreement attest that the information provided therein is accurate and complete, and understand that Valley Children's Healthcare is reasonably relying on the information therein to be true and correct. Valley Children's Healthcare, and its subsidiary entities such as Valley Children's Hospital, Valley Children's Medical Group, and Valley Children's Healthcare Foundation, shall not be held liable for

Accept Decline

High Contrast Theme MyChart® licensed from Epic Systems Corporation, © 1999 - 2021.

5

Use your user name and password to log into MyChart.

For more information or questions, please email MyChart@valleychildrens.org or call 559-353-5404

Valley Children's HEALTHCARE MyChart

Ver en Español

Communicate with your doctor
Get answers to your medical questions from the comfort of your own home

Access your test results
No more waiting for a phone call or letter – view your results and your doctor's comments within days

Request prescription refills
Send a refill request for any of your refillable medications

Manage your appointments
Schedule your next appointment, or view details of your past and upcoming appointments

MyChart Username
Password
Sign in
Forgot Username? Forgot Password?
New User?
Sign up now
Request Access to my Child's Record

Download on the App Store GET IT ON Google Play

Interoperability Guide FAQs Privacy Policy Terms and Conditions High Contrast Theme

MyChart® licensed from Epic Systems Corporation, © 1999 - 2020