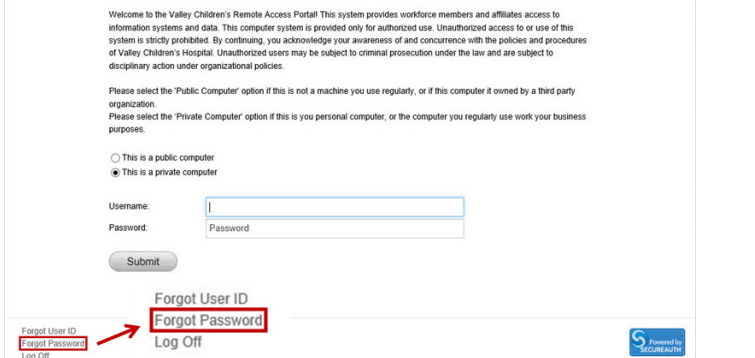
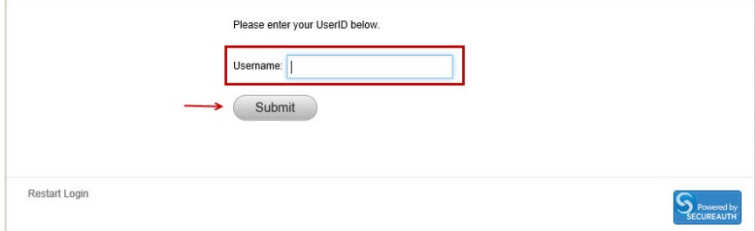
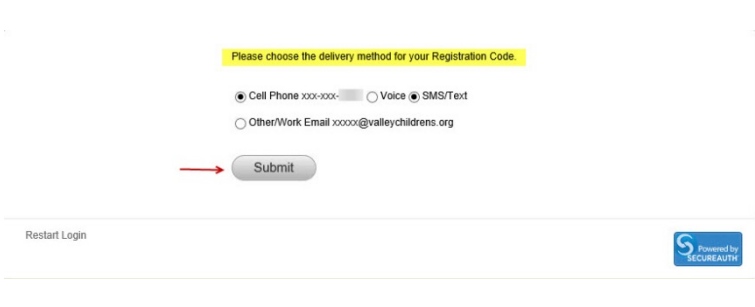
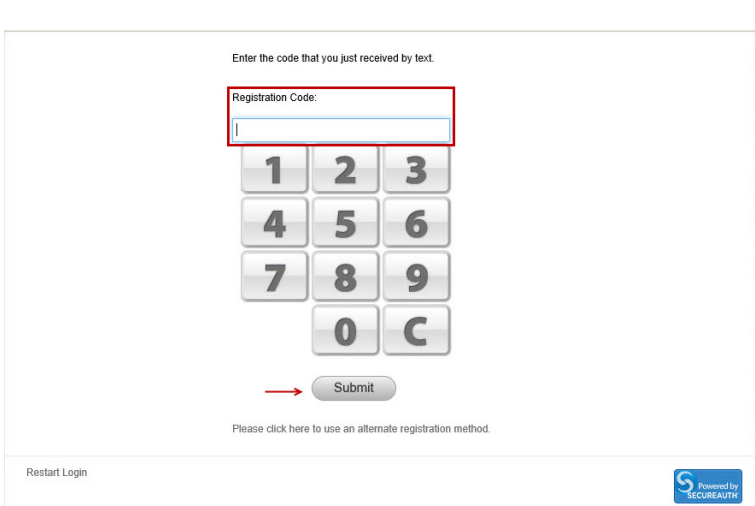



Remote Desktop: Changing Your Password

Changing Your Password	
<p>From the Login page on the bottom left:</p> <p>🔗 Click the <u>Forgot Password</u> link.</p>	 <p>Welcome to the Valley Children's Remote Access Portal! This system provides workforce members and affiliates access to information systems and data. This computer system is provided only for authorized use. Unauthorized access to or use of this system is strictly prohibited. By continuing, you acknowledge your awareness of and concurrence with the policies and procedures of Valley Children's Hospital. Unauthorized users may be subject to criminal prosecution under the law and are subject to disciplinary action under organizational policies.</p> <p>Please select the "Public Computer" option if this is not a machine you use regularly, or if this computer is owned by a third party organization. Please select the "Private Computer" option if this is your personal computer, or the computer you regularly use for your business purposes.</p> <p><input type="radio"/> This is a public computer <input checked="" type="radio"/> This is a private computer</p> <p>Username: <input type="text"/> Password: <input type="password"/></p> <p><input type="button" value="Submit"/></p> <p>Forgot User ID Forgot Password Log Off</p> <p>Powered by SECUREAUTH</p>
<p>In the next page enter your Username in the field.</p> <p>🔗 Click <u>Submit</u>.</p>	 <p>Please enter your UserID below.</p> <p>Username: <input type="text"/></p> <p><input type="button" value="Submit"/></p> <p>Restart Login</p> <p>Powered by SECUREAUTH</p>
<p>Select the delivery method to receive a Registration Code.</p> <p>🔗 Click <u>Submit</u>.</p>	 <p>Please choose the delivery method for your Registration Code.</p> <p><input checked="" type="radio"/> Cell Phone xxx-xxx-xxxx <input type="radio"/> Voice <input checked="" type="radio"/> SMS/Text <input type="radio"/> Other/Work Email xxxxxx@valleychildrens.org</p> <p><input type="button" value="Submit"/></p> <p>Restart Login</p> <p>Powered by SECUREAUTH</p>
<p>Once you receive the Registration Code, enter it into the Registration Code field.</p> <p>🔗 Click <u>Submit</u>.</p>	 <p>Enter the code that you just received by text.</p> <p>Registration Code: <input type="text"/></p> <p>1 2 3 4 5 6 7 8 9 0 C</p> <p><input type="button" value="Submit"/></p> <p>Please click here to use an alternate registration method.</p> <p>Restart Login</p> <p>Powered by SECUREAUTH</p>

Enter new password into fields.


 Click **Submit**.

Please enter a new password below.

User ID:

New Password:

Confirm Password:



Password must differ from previous password by 1 password(s).

Password length greater than 8 characters.
Contain 3 of the following:


- 1 digits (0-9)
- 1 symbols (! , @ , # , \$, % , ^ , etc)
- 1 uppercase English letters (A-Z)
- 1 lowercase English letters (a-z)

Hint

Passwords are no good if you cannot remember what your password is. Complicated passwords can be forgotten and counterproductive. To help you remember your password, try using a 'pass-phrase'. A pass-phrase is a phrase that you can remember. Take the first letter of each word to create your pass-phrase.


Here is an example of a pass-phrase: (My dog Has Fleas and Needs A Wash!) Take the first letter of each word and, voila, you have a pass-phrase! (MdhFaNAW11)

[Restart Login](#)



You will receive a confirmation message.

The system will automatically redirect you back to the Login page.

Password has been successfully changed. 

User ID:

New Password:

Confirm Password:

